

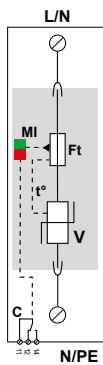
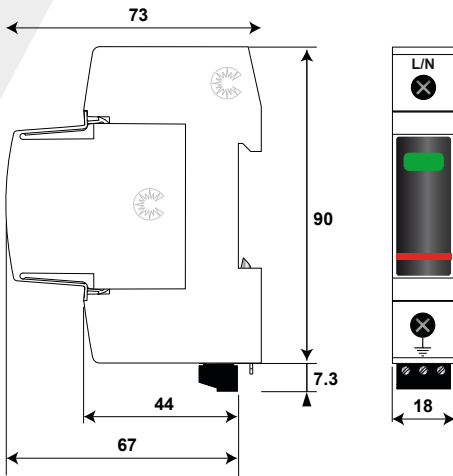


DAC80-10

DAC80 SERIES



- Re-inforced Type 2 Surge Protector
- In: 40 kA
- Imax: 80 kA
- Pluggable module by phase
- Remote Signaling option
- IEC 61643-11, EN 61643-11 and UL1449 ed.4 compliance



V: High energy varistor
 Ft: Thermal Fuse
 C: Remote signaling contact
 t°: Thermal disconnection system
 MI: Disconnection indicator

Characteristics

CITEL Model		DAC80-10-440	DAC80-10-320	DAC80-10-275	DAC80-10-150
Description		Type 2 AC surge protector - one-pole - pluggable			
Maximum AC operating voltage	Uc	440 Vac	320Vac	275 Vac	150 Vac
Temporary Over Voltage (TOV) Characteristics - 5 sec.	UT	580 Vac withstand	335 Vac withstand	335 Vac withstand	180 Vac withstand
Temporary Over Voltage (TOV) Characteristics -120mn	UT	770 Vac disconnection	440 Vac disconnection	440 Vac disconnection	230 Vac disconnection
Residual current <i>Leakage current at Uc</i>	Ipe	< 1 mA	< 1 mA	< 1 mA	< 1 mA
Follow current	If	None	None	None	None
Nominal discharge current <i>15 x 8/20 μs impulses</i>	In	40 kA	40 kA	40 kA	40 kA
Max. discharge current <i>max. withstand @ 8/20 μs by pole</i>	Imax	80 kA	80 kA	80 kA	80 kA
Protection level @ In (8/20μs)	Up	1.8 kV	1.4 kV	1.2 kV	0.9 kV
Residual voltage @ 5 kA (8/20μs)	Up-5kA	1.4 kV	1 kV	0.9 kV	0.7 kV
Admissible short-circuit current	Iscsr	50 000 A	50 000 A	50 000 A	50 000 A
Associated disconnectors					
Thermal disconnector		internal			
Fuses		125 A max. - gG Type			
Installation ground fault breaker (if any)		Type "S" or delayed			
Mechanical characteristics					
Dimensions		see diagram - 1TE (DIN43880)			
Connection to Network		By screw terminals: 2.5-25 mm ² (35mm ² rigid)			
Failsafe mode		Disconnection from network			
Disconnection indicator		1 mechanical indicator Green/Red			
Remote signaling of disconnection output on changeover contact		option	option	option	option
Max. voltage/current for remote signaling		250 V/0.5 A (AC) / 30V/3 A (DC)		DAC80S-10-275	DAC80S-10-150
Wiring for remote signaling		max. 1.5 mm ²			
Mounting		Symmetrical rail 35 mm (EN60715)			
Operating temperature		-40/+85°C			
Protection rating		IP20			
Housing material		Thermoplastic UL94 V-0			
Spare unit		MDAC80-440	MDAC80-320	MDAC80-275	MDAC80-150
Standards					
Compliance		EN 61643-11 / IEC 61643-11 / UL1449 ed.4			
Part number					
		821210411	821210311	821210211	821210111

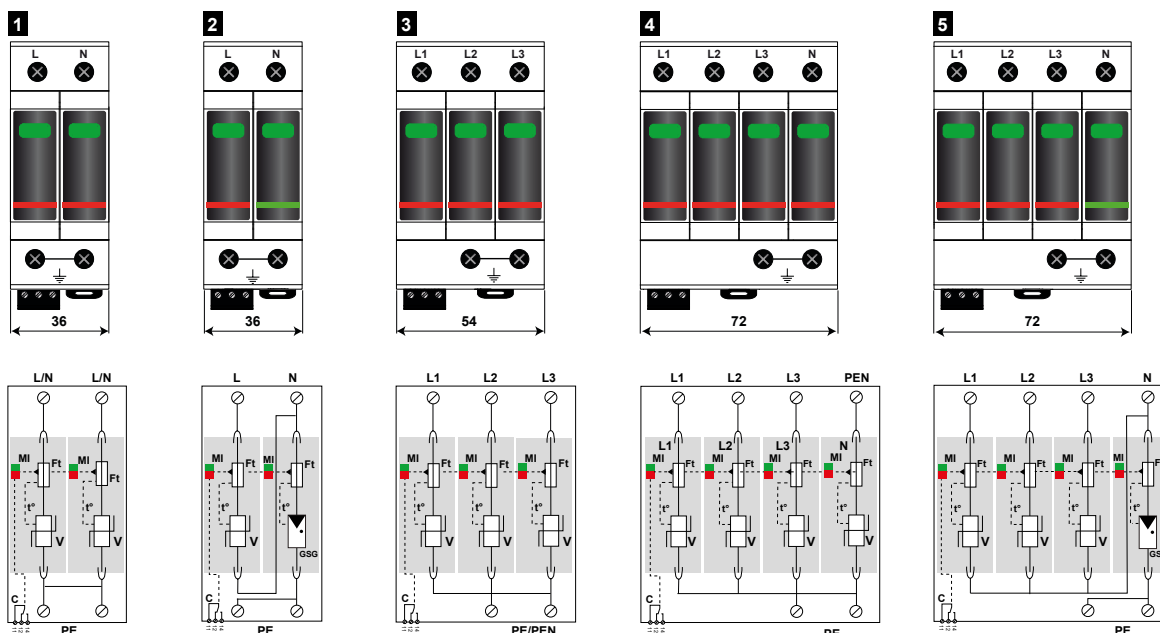
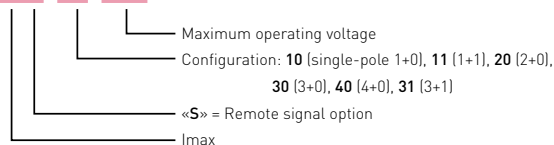
HEAVY DUTY TYPE 2 AC MULTIPOLAR SURGE PROTECTOR

DAC80-11, DAC80-20, DAC80-30, DAC80-31, DAC80-40



DAC80-31

DAC80S-xx-xxx



V: High-energy varistor
GSG: Specific gas tube
Ft: Thermal fuse
C: Contact remote signal
t°: Thermal disconnection system
MI: Disconnection indicator

Model	Part number	Network	AC system	Protection Mode	Up L/PE	Up L/N	Up N/PE	Dimensions DIN43880	Diagram
DAC80-31-320	821210334	230/400 V 3-phase+N	TT-TNS system (3+1)	L/N and N/PE	-	1.4 kV	1.5 kV	4 TE	5
DAC80-31-275	821210234	230/400 V 3-phase+N	TT-TNS system (3+1)	L/N and N/PE	-	1.2 kV	1.5 kV	4 TE	
DAC80-31-150	821210134	120/208 V 3-phase+N	TT-TNS system (3+1)	L/N and N/PE	-	0.9 kV	1.5 kV	4 TE	
DAC80-40-440	821210414	230/400 V 3-phase+N	IT system (4+0)	L/PE and N/PE	1.8 kV	-	1.8 kV	4 TE	4
DAC80-40-320	821210314	230/400 V 3-phase+N	TNS system (4+0)	L/PE and N/PE	1.4 kV	-	1.4 kV	4 TE	
DAC80-40-275	821210214	230/400 V 3-phase+N	TNS system (4+0)	L/PE and N/PE	1.2 kV	-	1.2 kV	4 TE	
DAC80-40-150	821210114	120/208 V 3-phase+N	TNS system (4+0)	L/PE and N/PE	0.9 kV	-	0.9 kV	4 TE	3
DAC80-30-440	821210413	230/400 V 3-phase	IT system (3+0)	L/PE	1.8 kV	-	-	3 TE	
DAC80-30-320	821210313	230/400 V 3-phase	TNC system (3+0)	L/PE	1.4 kV	-	-	3 TE	
DAC80-30-275	821210213	230/400 V 3-phase	TNC system (3+0)	L/PE	1.2 kV	-	-	3 TE	1
DAC80-30-150	821210113	120/208 V 3-phase	TNC system (3+0)	L/PE	0.9 kV	-	-	3 TE	
DAC80-11-320	821210332	230 V single phase	TT-TN system(1+1)	L/N and N/PE	-	1.4 kV	1.5 kV	2 TE	
DAC80-11-275	821210232	230 V single phase	TT-TN system(1+1)	L/N and N/PE	-	1.2 kV	1.5 kV	2 TE	2
DAC80-11-150	821210132	120 V single phase	TT-TN system(1+1)	L/N and N/PE	-	0.9 kV	1.5 kV	2 TE	
DAC80-20-440	821210412	230 V single phase	IT system (2+0)	L/PE and N/PE	1.8 kV	-	1.8 kV	2 TE	
DAC80-20-320	821210312	230 V single phase	TN system (2+0)	L/PE and N/PE	1.4 kV	-	1.4 kV	2 TE	1
DAC80-20-275	821210212	230 V single phase	TN system (2+0)	L/PE and N/PE	1.2 kV	-	1.2 kV	2 TE	
DAC80-20-150	821210112	120 V single phase	TN system (2+0)	L/PE and N/PE	0.9 kV	-	0.9 kV	2 TE	