

## Type 1 + 2 Surge Protector DS250E series

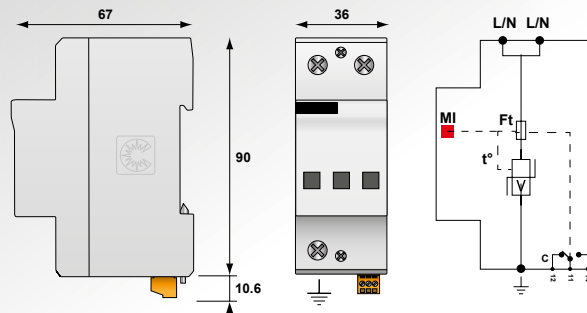


# CITEL

**limp  
25 kA**



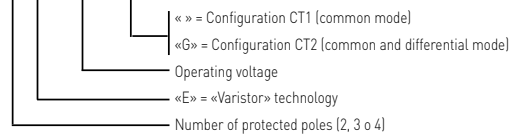
DS250E-300



V : High energy varistor network  
Ft : Thermal fuse  
C : Remote signaling contact  
t° : Thermal disconnection system  
MI : Disconnection indicator

- Type 1 + 2 unipolar Surge Protector
- limp : 25 kA on 10/350  $\mu$ s impulse
- Imax : 140 kA on 8/20  $\mu$ s impulse
- Internal disconnections, status indicators and remote signaling
- IEC 61643-11, EN 61643-11 and UL1449 ed.4 compliance

### DS25x E-xxx/G



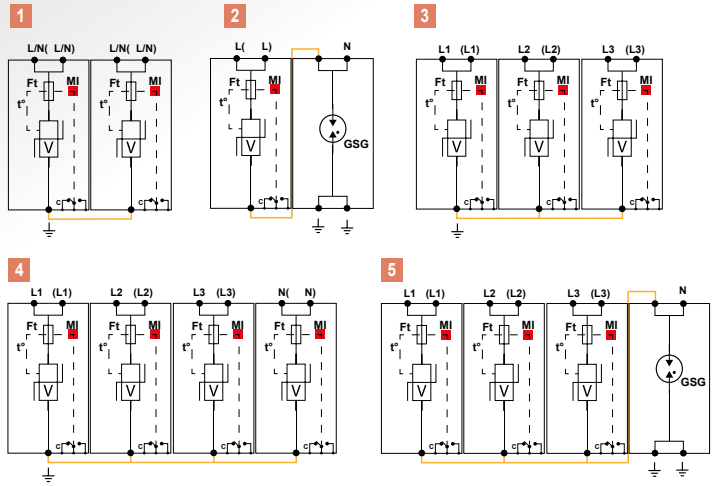
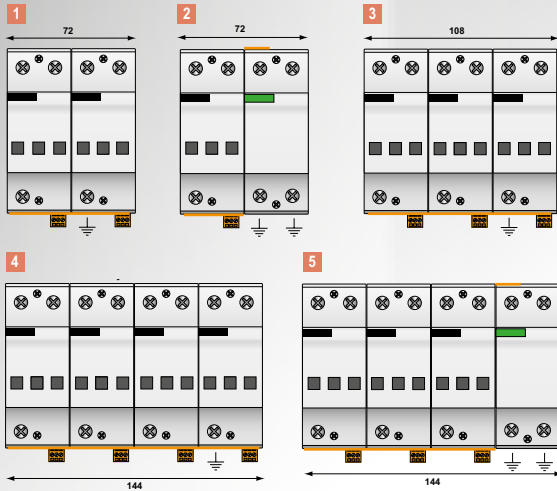
## Characteristics

CITEL Model	DS250E-400	DS250E-300	DS250E-120
Description	Type 1+2 AC surge protector 1-pole		
Network	230/400V	230/400V	120/208V
Max. AC operating voltage	Uc 440 Vac	330 Vac	150 Vac
Temporary Over Voltage (TOV) Characteristics - 5 sec.	UT 580 Vac withstand	335 Vac withstand	180 Vac withstand
Temporary Over Voltage (TOV) Characteristics - 120 mn	UT 770 Vac disconnection	440 Vac disconnection	230 Vac disconnection
Residual current - Leakage current at Uc	Ipe < 3 mA	< 3 mA	< 3 mA
Max. Load current (if connection serie)	IL 100 A	100 A	100 A
Follow current	If None	None	None
Nominal discharge current - 15 x 8/20 $\mu$ s impulses	In 50 kA	70 kA	70 kA
Max. discharge current - max. withstand @ 8/20 $\mu$ s by pole	Imax 140 kA	140 kA	140 kA
Impulse current by pole - max. withstand 10/350 $\mu$ s	limp 25 kA	25 kA	25 kA
Specific energy by pole	W/R 156 kJ/ohm	156 kJ/ohm	156 kJ/ohm
Protection level	Up 2.5 kV	2.5 kV	1 kV
Admissible short-circuit current	Iscrr 50000 A	50000 A	50000 A
<b>Associated disconnectors</b>			
Thermal disconnector	internal		
Fuses	Fuse type gG - 315 A		
Installation ground fault breaker	Type «S» or delayed		
<b>Mechanical characteristics</b>			
Dimensions	see diagram		
Connection to Network	By screw terminals : 6-35 mm <sup>2</sup> / by bus		
Disconnection indicator	3 mechanical indicators		
Remote signaling of disconnection	output on changeover contact		
Mounting	Symmetrical rail 35 mm (EN60715)		
Operating temperature	-40/+85°C		
Protection rating	IP20		
Housing material	Thermoplastic UL94-V0		
Standards compliance	IEC 61643-11 / EN 61643-11 / UL1449 ed.4		
Certification	EAC		
<b>Part number</b>	3731	2730	3106





## Type 1 + 2 Multipolar Surge Protector DS252E, DS253E, DS254E



V: High energy varistor network  
 GSG: Specific gas tube  
 Ft: Thermal fuse  
 C: Remote signaling contact  
 t°: Thermal disconnection system  
 MI: Disconnection indicator



DS254E-300/G

Model	P/N	Network	AC system	Protection Mode	I <sub>total</sub>	Up L/PE	Up L/N	Up N/PE	Diagram
DS254E-300/G	3411	230/400 V 3-phase+N	TT-TNS	L/N and N/PE	100 kA	-	2.5 kV	1.5 kV	5
DS254E-120/G	3831	120/208 V 3-phase+N	TT-TNS	L/N and N/PE	100 kA	-	1 kV	1.5 kV	
DS254E-400	3732	230/400 V 3-phase+N	IT	L/PE and N/PE	100 kA	2.5 kV	-	2.5 kV	4
DS254E-300	3371	230/400 V 3-phase+N	TNS	L/PE and N/PE	100 kA	2.5 kV	-	2.5 kV	
DS254E-120	3961	120/208 V 3-phase+N	TNS	L/PE and N/PE	100 kA	1 kV	-	1 kV	3
DS253E-400	3939	230/400 V 3-phase	IT	L/PE	75 kA	2.5 kV	-	-	
DS253E-300	3350	230/400 V 3-phase	TNC	L/PE	75 kA	2.5 kV	-	-	
DS253E-120	3887	120/208 V 3-phase	TNC	L/PE	75 kA	1 kV	-	-	2
DS252E-300/G	3404	230 V 3-phase	TT-TN	L/N and N/PE	50 kA	-	2.5 kV	1.5 kV	
DS252E-120/G	3904	120 V single phase	TT-TN	L/N and N/PE	50 kA	-	1 kV	1.5 kV	1
DS252E-400	3952	230 V single phase	IT	L/PE and N/PE	50 kA	2.5 kV	-	2.5 kV	
DS252E-300	3962	230 V single phase	TN	L/PE and N/PE	50 kA	2.5 kV	-	2.5 kV	
DS252E-120	3951	120 V single phase	TN	L/PE and N/PE	50 kA	1 kV	-	1 kV	